



# KING'S RUNNER 10K *HE POKI'I NO MAKOA*



# EVENT GUIDE

## *ALOHA & WELCOME*

The Honolulu Marathon Association welcomes you to the **2025 King's Runner 10K.**

Please read and follow our final instructions so that you have a safe and enjoyable race.

### **PACKET PICK UP**

Hawaii Convention Center,  
Room 316AB  
Friday, February 28, 1PM to 8PM  
Saturday, March 1, 9AM to 3PM

***NOTE: PACKETS CANNOT BE  
PICKED UP ON RACE DAY.***

### **EVENT PARKING**

Parking passes for the Blaisdell Center parking lot can be purchased at packet pick up. \$10 for all day parking. Lot opens 4:00AM.

### **EVENT BLESSING CEREMONY**

Traditional Hawaiian blessing at the King Kamehameha III statue in Thomas Square at 6:15AM

### **START**

Start at 6:45AM  
Sunday, March 2, 2025  
S. King St by Thomas Square

### **BAG CHECK**

Clothing-only bag  
Check-In tent open in Thomas Square from 5AM to 10AM

### **FINISH**

Finish on Victoria St and proceed into the Festival Area in Thomas Square. There is no time limit.

### **POST RACE FESTIVAL**

Entertainment, awards, complimentary post race drinks and food in Thomas Square

**SUNDAY, MARCH 2, 2025**  
HONOLULU, HAWAII

# RACE INFORMATION

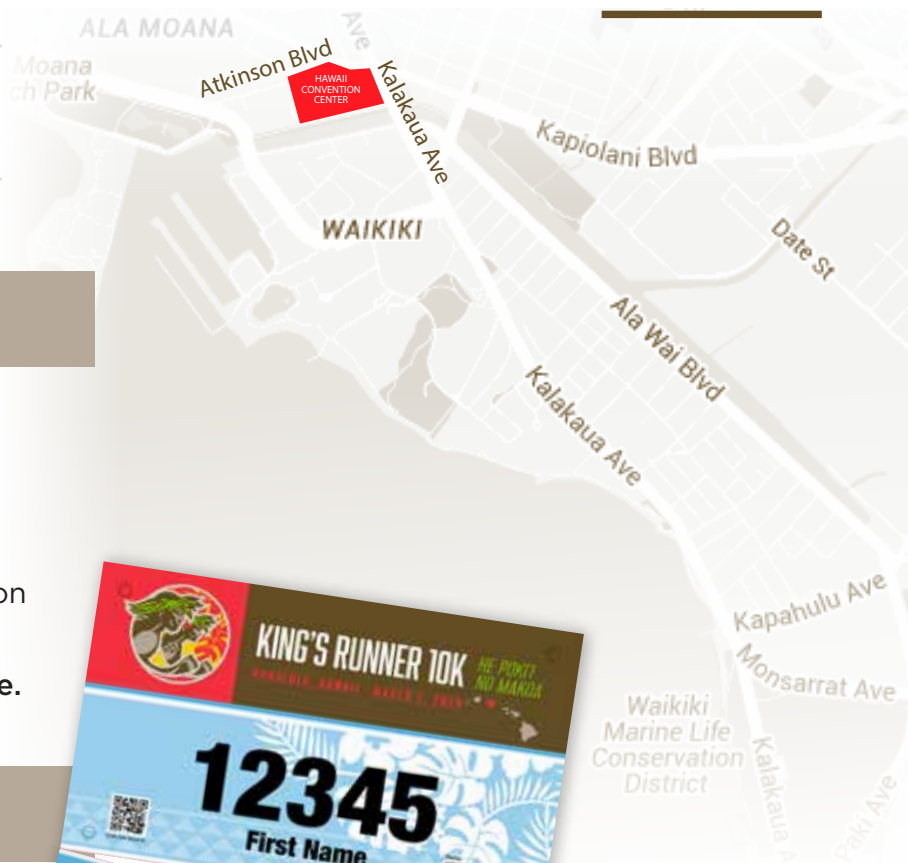
**Y**ou must pick up your race pack, which includes your running bib and race shirt, at packet pick up which is at the **Hawaii Convention Center, Room 316AB.**



**PACKETS CANNOT BE PICKED UP ON RACE DAY**

Location:

**Hawaii Convention Center,  
Room 316AB  
1801 Kalakaua Avenue,  
Honolulu**



## PACKET PICK UP

**Hawaii Convention Center, Room 316AB.**  
1801 Kalakaua Avenue, Honolulu

**Friday, February 28: 1PM to 8PM**  
**Saturday, March 1: 9AM to 3PM**

Packet pick up will end at 3:00PM SHARP on Saturday.

**No packets will be given out after this time.**

## BAG CHECK

**A CLOTHING ONLY** Check-In tent will be available at Thomas Square near the Finish Line on Sunday, March 2; 5:00AM to 10:00AM.

**At Packet Pick Up**, runners may request a clear plastic clothing bag. This bag is the only bag accepted at the Clothing Check-In tent.

**Detach the tear off strip** from the bottom of your bib and use its perforated hole to tie it to the plastic handles of the clothing bag. For added security, add a note with your name and phone number in the bag.



Detach the tear off strip

The Honolulu Marathon assumes no responsibility for items left in the Clothing Check-In tent. Do not leave valuables or perishables.

Any bags not claimed after 10:00AM will be donated to charity.

# EVENT PARKING

## Parking at the Neal S. Blaisdell Center

Speed up entry with pre-paid race parking pass. King St entrance across from Thomas Square. Approach from Kinau St. or S. Beretania St.

\$10 for race event parking. Pre-paid passes will be available to purchase at packet pick up only. The Blaisdell Center parking lot be open from 4:00AM.



### **i** PARKING:

**Purchase your parking pass at packet pick up.**

**Arrive early to use the Blaisdell Center parking lot. Directions will be on the parking pass.**

**Lot opens at 4:00AM**



**Road closures will begin at 5:00AM.**

**We highly recommend that you arrive early to avoid traffic congestion.**



**Carpooling or Rideshare Service is highly recommended.**

**KING'S RUNNER 10K HE POKI' NO MAKOA**

**PrePaid Blaisdell Center Parking Permit**

**SUNDAY MARCH 2, 2025**

**PARKING LOT OPENS AT 4:00AM  
PARKING LOT CLOSED AT 6:30AM  
ARRIVE EARLY!**

*Note: Please follow the directions from the Honolulu Marathon Volunteers and the Honolulu Police Department.*

### **Metered parking**

Free street parking is available in the surrounding area on a first come first serve basis.

All metered parking along Victoria St, Beretania St., Young St., and S. King St. fronting Thomas Square, will be restricted to event vehicles only with authorized parking permits.



**BE AWARE OF TEMPORARY NO PARKING/TOW AWAY SIGNS ALONG THE COURSE.**

# EVENT SCHEDULE

- 4:00AM** - Blaisdell Center parking lot opens
- 6:15AM** - Blessing ceremony
- 6:30AM** - Blaisdell Center parking lot closes
- 6:30AM** - Start chute opens
- 6:45AM** - RACE START
- 6:55AM** - Start line closed and timing mats removed



**ARRIVE EARLY  
TO ALLOW TIME TO PARK.  
ROADS WILL START TO CLOSE  
FOR THE RUN.**

## THE START

**Start:** 6:45AM on Sunday, March 2, 2025. To ensure an orderly start, please proceed onto Victoria St.

**Start Groups:** You will be assigned a start group based on your predicted finish time. Each start group has a designated color and your bib will have your start zone color. **You must start in your assigned color start zone.**



### FESTIVAL AREA

START	SELF SERVE AID	GREEN START ZONE
FINISH	ENTERTAINMENT	BLUE START ZONE
PARKING ROUTE	MEDICAL AID	ORANGE START ZONE
SNACKS	RESTROOMS	PURPLE START ZONE
MEDALS	RESULTS	YELLOW START ZONE
AWARDS	BAG CHECK	
STATUE		



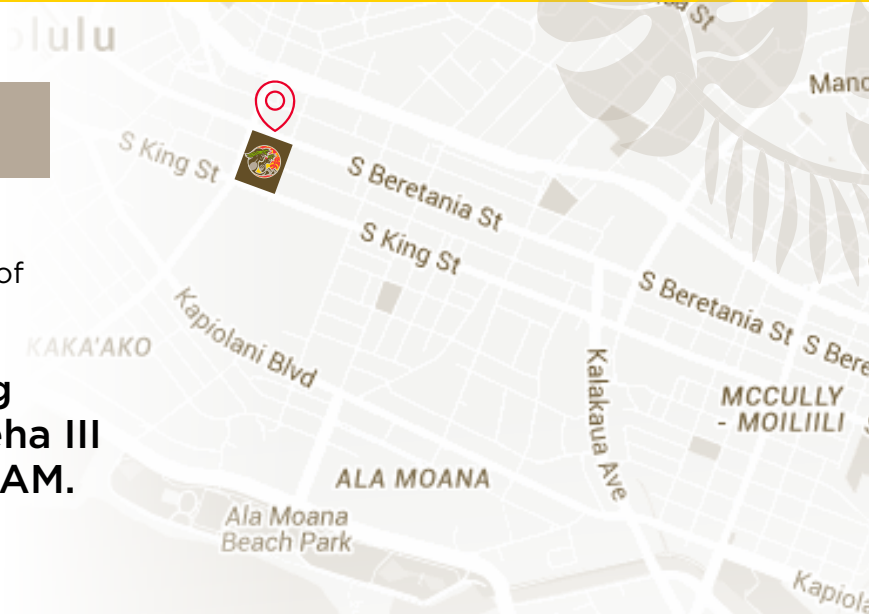


# OPENING CEREMONY

## EVENT BLESSING CEREMONY

Everyone is invited! Arrive early and enjoy the traditional Hawaiian blessing before the start of the 2025 King's Runner 10K.

**Join us for the event blessing ceremony at the King Kamehameha III statue in Thomas Square at 6:15AM.**



# COURSE MAP

## KEEP YOUR COURSE CLEAN RUN GREEN!

Take a few extra steps to throw your cups and water bottles in the trash cubes provided along the course!

CUPS &  
WATER  
BOTTLES  
GO  
HERE!

LOVE  
YOUR  
COURSE!



## THE COURSE

**Distance:** 10km or 6.2miles

**Start line is on S King St. in front of Longs Drugs.**

**Finish line is on Victoria St. next to Thomas Square.**


**Aid stations** will offer water. There will be self serve and full service on the course.

**Restrooms** at the start/finish and at 4 miles after the turnaround.

 **Please be cautious when navigating the course.**  
The roadway can be uneven in places.

### COURSE MAP

	COURSE		SELF SERVE AID
	START/FINISH		FULL SERVICE AID
	MILE MARKER		ENTERTAINMENT
	RESTROOMS		MEDICAL AID
	TURNAROUND		PARKING



Scan this QR code to navigate the course.

OR click here!



# RULES OF THE ROAD

**T**he bib: Runners must wear the bib visibly on the chest throughout the race, according to the instructions on the reverse of the bib. Please fill out your medical information on the back of the bib.



## RUNNING NUMBER

The bib number must be visible at all times. Bibs are not transferable. You and the runner wearing your bib will be disqualified from this race and future races.

### **BIB CANNOT BE PICKED UP ON RACE DAY.**

- ⊘ Do not cut or fold your bib number in any way
- ⊘ Do not deface your bib number with stickers, markings or any writing
- ⊘ Use a pin for each corner of the bib number; do not pierce the tag
- ⊘ Do not remove the foam spacer

## PROTESTS

Protests related to actions of any race official or runner will be accepted only in written form. We will not respond to verbal protests. All decisions of the Race Director are binding. This race is conducted according to Competition Rules of USA Track & Field.

### **STROLLERS:**

Strollers are allowed on the course but for safety reasons asked to start at the back of the field.

### **START COURTESY:**

Slower runners and walkers, please do not start at the front of the field. Allow for faster runners to start ahead of you. If in doubt, ask the person next to you about their pace.

### **CHECKPOINTS:**

You must cross the sensor mats at the checkpoints along the course. Make sure your running number is clearly visible. You may be disqualified if there is no record of you passing through the checkpoints.





# SELF SERVE AID STATIONS

We are excited to support the Green Initiative by offering self serve water stations along the course. All runners will be able to get water with their own hydration device. There will also be manned water aid stations with cups.

**We highly recommend you carry your own hydration device.**



**THIS SYMBOL INDICATES ON THE COURSE MAP WHERE THE NEW SELF SERVE WATER STATIONS WILL BE.**





# FESTIVAL AREA

## POST RACE

After your finish, collect your well earned finisher medal and proceed into the Festival area in Thomas Square.

## AWARDS

The top 3 Male and Female overall finishers will receive awards that can be picked up at the awards tent.

### Age Group

Top 3 in each age group (Male and Female) are asked to collect your awards from the awards tent.

## FINISH RESULTS

Results will be available by scanning the QR Code on the back of your bib.

Certificates will be available to download once the results are in.



SCAN FOR RESULTS

## FREE RACE PHOTOS

Download free photos of your race from **SportsPhotos.com**. You can search for your photos by bib number or by uploading a selfie!

